

Scaled data based on original data using
LM-79-08 Approved Method: Electrical and Photometric Measurements of Solid-
State Lighting Products

Test Report Prepared for
Cooper Lighting Solutions
(formerly Eaton)

Brand: INVUE

Report Number: P672849

Luminaire Tested: **CCP-SA-2C-750-U-RW**

Issue Date: 04/16/2023



Test Information

Test Method: LM-79-08
Report Number: P672849
Test Lab: INNOVATION CENTER(G2)
Issue Date: 04/16/2023
Manufacturer: COOPER LIGHTING SOLUTIONS (FORMERLY EATON)
Product Line: INVUE
Catalog Number: CCP-SA-2C-750-U-RW
Description: INVUE CLEAR CURVE POLE MOUNT LIGHT SQUARE LUMINAIRE @615mA w/ RW distribution lens
Light Source: (32) 5000K CCT, 70 CRI LEDS
Ballast/Driver: ELECTRONIC DRIVER

Summary

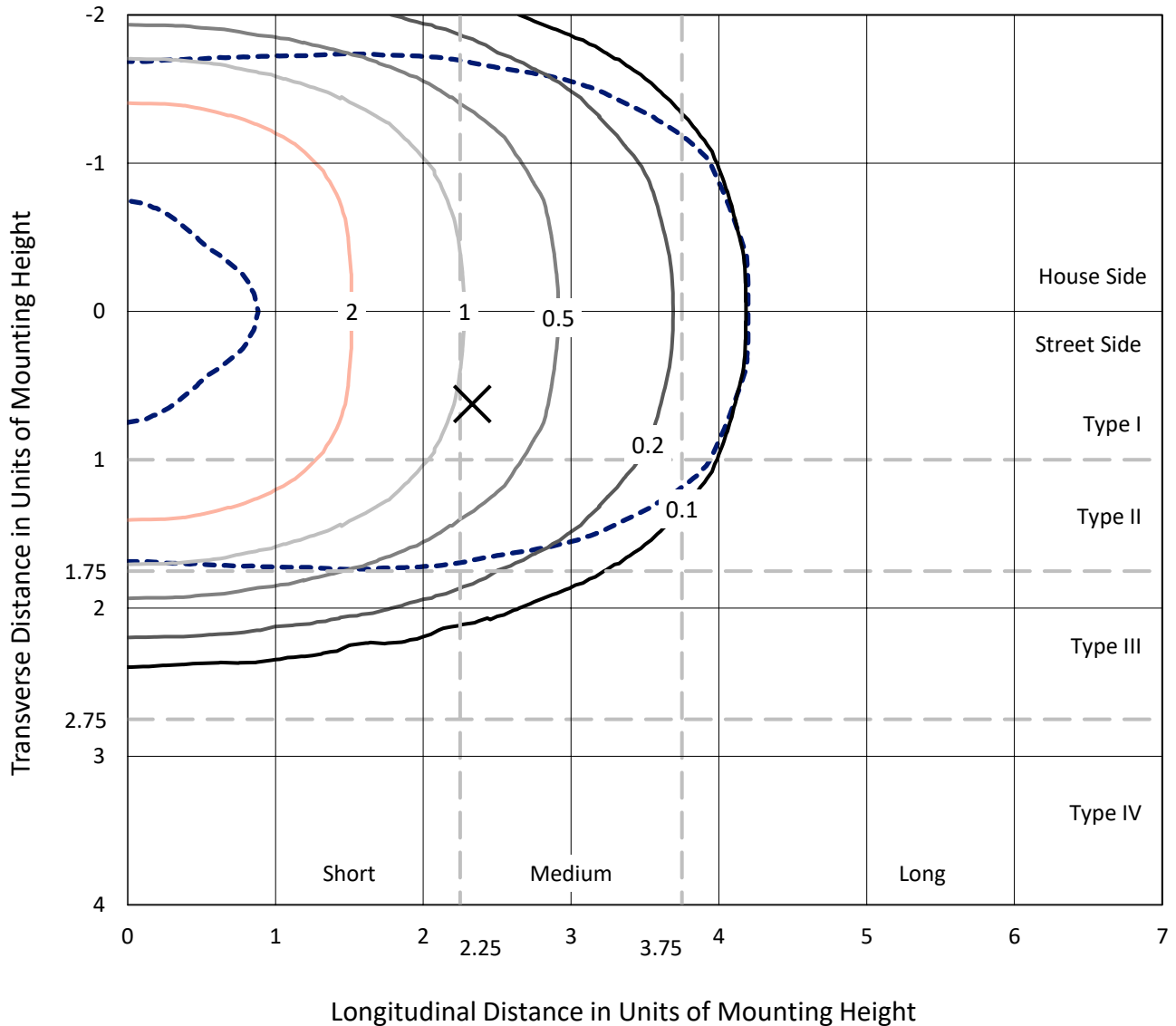
Lumens per Lamp: N/A
Luminaire Lumens: 9408 lumens
Efficiency: N/A
Efficacy: 151.5 lumens/watt
Luminous Opening: Rectangular (W 1' x L: 1' x H: 0')
IES Classification: Type II - Medium
BUG Rating: B3 - U0 - G3

Input Watts (W): 62.1
Input Voltage (V): 120
Input Current (Ain): NR
Voltage Rise (V): NR
Power Factor: NR
Total Harmonic Distortion (THDi): NR
Frequency (hertz): 60
Stabilization Time: NR
Operation Time: NR
Ambient Temperature (°C): NR
Test Distance: 25 FT

REPORT NUMBER: P672849
 CATALOG NUMBER: CCP-SA-2C-750-U-RW

Iso-Footcandle Lines of Horizontal Illumination

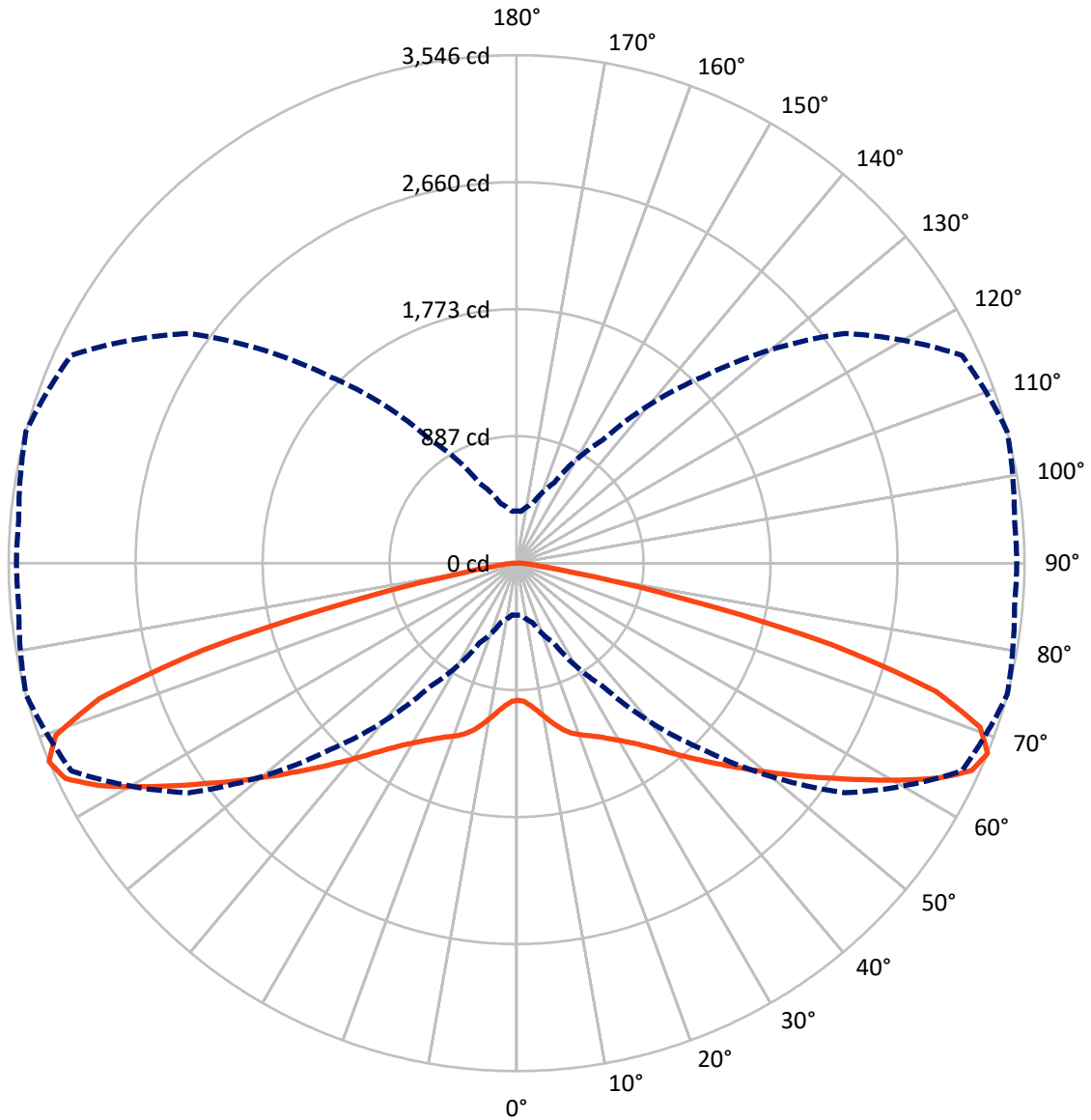
× Max cd
 - - - 1/2 Max cd



Based on 15 foot mounting height. Maximum calculated value = 4.9 fc
 Type II - Medium - N/A

REPORT NUMBER: P672849
CATALOG NUMBER: CCP-SA-2C-750-U-RW

Luminous Intensity Polar Plot



— Vertical Plane Through 75-Deg Lateral - - - Horizontal Cone Through 67.5-Deg Vertical

REPORT NUMBER: P672849

CATALOG NUMBER: CCP-SA-2C-750-U-RW

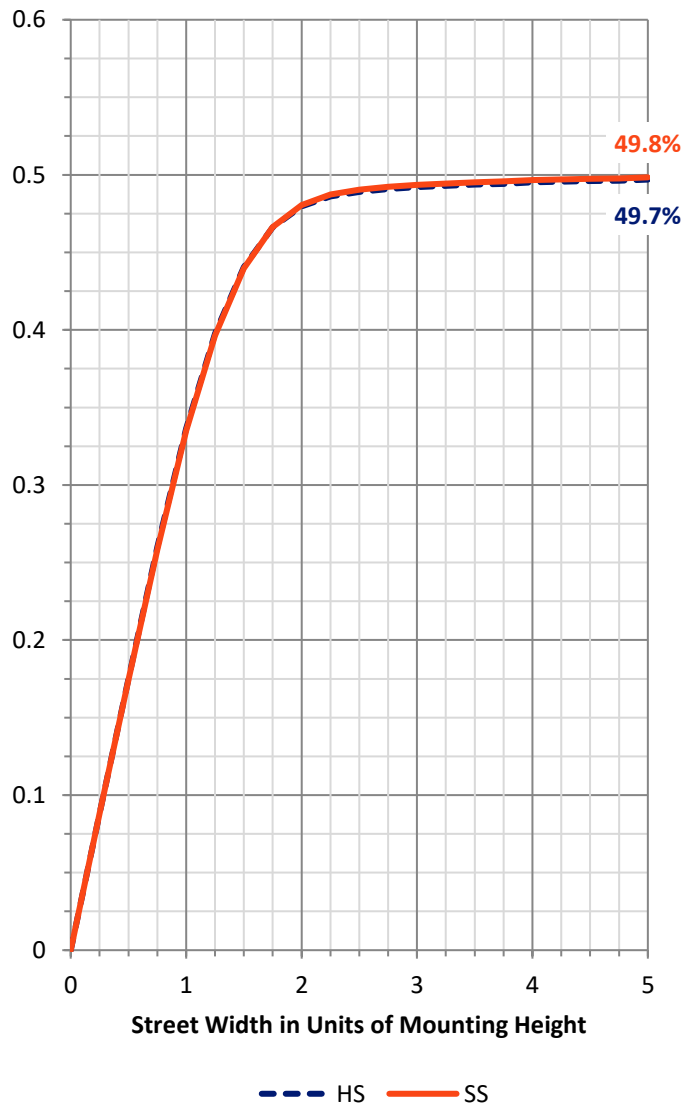
FLUX DISTRIBUTION:

		Downward	Upward	Total
House Side	Lumens	4704.0	0.0	4704.0
	% Fixture	50.0	0.0	50.0
Street Side	Lumens	4704.0	0.0	4704.0
	% Fixture	50.0	0.0	50.0
Total	Lumens	9408.0	0.0	9408.0
	% Fixture	100.0	0.0	100.0

Coefficient of Utilization

ZONAL LUMENS:

Zone	Lumens	% Fixture
0°-10°	94.7	1.0
10°-20°	319.1	3.4
20°-30°	623.1	6.6
30°-40°	1075.0	11.4
40°-50°	1741.4	18.5
50°-60°	2368.3	25.2
60°-70°	2184.8	23.2
70°-80°	914.2	9.7
80°-90°	87.3	0.9
90°-100°	0.0	0.0
100°-110°	0.0	0.0
110°-120°	0.0	0.0
120°-130°	0.0	0.0
130°-140°	0.0	0.0
140°-150°	0.0	0.0
150°-160°	0.0	0.0
160°-170°	0.0	0.0
170°-180°	0.0	0.0
0°-90°	9408.0	100.0
0°-180°	9408.0	100.0



REPORT NUMBER: P672849

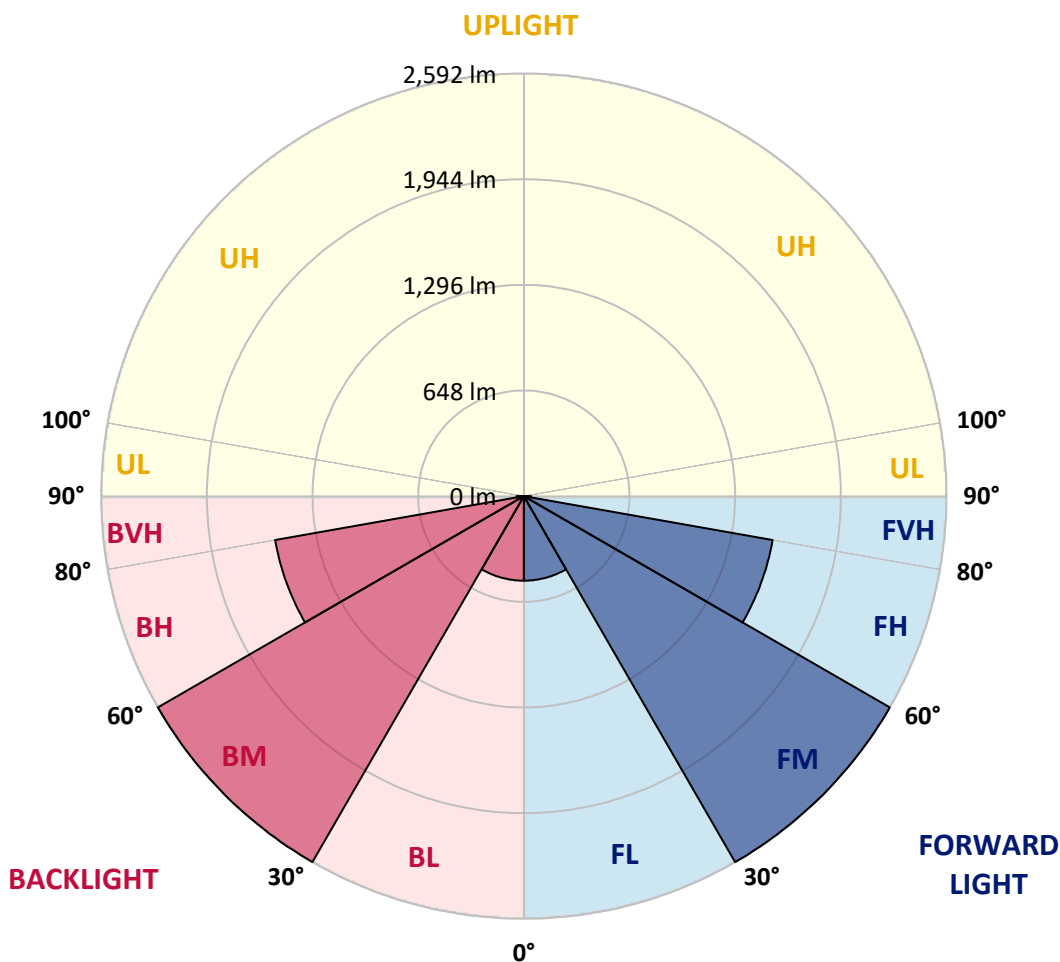
CATALOG NUMBER: CCP-SA-2C-750-U-RW

LUMINAIRE CLASSIFICATION SYSTEM LUMEN TABLE AND BUG RATING:

Zone	Lumens	% Fixture	Zone Rating/Lumen Limit		
			B	U	G
FL (0°-30°)	518.5	5.5			
FM (30°-60°)	2592.3	27.6			
FH (60°-80°)	1549.5	16.5			G1/1800
FVH (80°-90°)	43.6	0.5			G1/100
BL (0°-30°)	518.5	5.5	B2/1000		
BM (30°-60°)	2592.3	27.6	B3/5000		
BH (60°-80°)	1549.5	16.5	B3/2500		G3/2500
BVH (80°-90°)	43.6	0.5			G1/100
UL (90°-100°)	0.0	0.0		U0/0	
UH (100°-180°)	0.0	0.0		U0/0	

BUG Rating: B3-U0-G3

Type II Medium





REPORT NUMBER: P672849
 CATALOG NUMBER: CCP-SA-2C-750-U-RW

CANDELA DISTRIBUTION (FULL):

	0°	5°	15°	25°	35°	45°	55°	65°	75°	85°	90°
0°	957.1	957.1	957.1	957.1	957.1	957.1	957.1	957.1	957.1	957.1	957.1
2.5°	951.0	951.0	953.7	957.1	958.5	961.2	961.9	961.9	965.9	965.2	965.9
5°	948.3	948.3	953.1	959.2	965.9	974.0	982.1	986.9	997.0	999.1	999.7
7.5°	951.0	951.7	958.5	968.6	980.1	995.0	1010.6	1023.4	1040.3	1046.4	1050.5
10°	961.2	961.9	970.6	984.9	1002.4	1024.1	1046.4	1066.7	1093.8	1105.9	1108.0
12.5°	976.7	977.4	990.3	1013.3	1038.3	1065.3	1090.4	1116.1	1149.9	1168.2	1172.2
15°	1000.4	998.4	1018.7	1052.5	1087.7	1121.5	1143.8	1168.8	1204.7	1228.4	1234.5
17.5°	1032.9	1034.2	1059.3	1102.5	1145.8	1180.3	1202.7	1216.9	1248.0	1272.3	1278.4
20°	1073.5	1079.6	1111.3	1161.4	1212.1	1248.7	1264.2	1262.2	1279.8	1300.7	1305.5
22.5°	1131.0	1135.0	1173.6	1229.7	1287.9	1325.8	1331.9	1309.5	1308.9	1322.4	1328.5
25°	1198.6	1202.0	1242.6	1307.5	1369.1	1409.0	1402.9	1364.3	1344.0	1344.7	1348.8
27.5°	1277.7	1284.5	1326.4	1392.7	1456.3	1492.8	1484.0	1427.9	1388.0	1375.8	1373.1
30°	1380.6	1388.0	1430.6	1494.2	1550.3	1582.8	1569.3	1498.3	1438.7	1418.4	1414.4
32.5°	1514.5	1513.8	1557.8	1619.3	1658.6	1679.5	1653.1	1572.7	1497.6	1470.5	1465.1
35°	1652.5	1659.2	1702.5	1762.1	1791.8	1793.2	1751.2	1660.6	1571.3	1524.6	1514.5
37.5°	1808.0	1811.4	1861.5	1917.6	1937.2	1926.4	1864.2	1763.4	1660.6	1611.2	1593.6
40°	1967.7	1971.1	2029.2	2083.3	2105.0	2079.3	1997.4	1877.0	1766.1	1712.0	1701.9
42.5°	2115.8	2124.6	2189.5	2253.1	2274.1	2244.3	2145.6	2001.5	1877.7	1825.6	1812.1
45°	2238.9	2248.4	2321.4	2402.6	2439.8	2415.5	2303.9	2141.5	2006.2	1950.1	1927.1
47.5°	2331.6	2343.8	2421.6	2519.0	2591.3	2586.6	2472.3	2289.7	2144.2	2077.9	2057.0
50°	2395.2	2408.0	2491.9	2596.7	2705.6	2742.2	2643.4	2453.3	2297.8	2223.4	2209.2
52.5°	2399.9	2411.4	2507.5	2638.0	2783.4	2863.9	2811.8	2625.8	2466.9	2389.8	2379.6
55°	2294.4	2302.5	2430.3	2604.2	2815.2	2957.3	2965.4	2813.9	2647.5	2569.7	2565.0
57.5°	2052.2	2063.7	2216.6	2446.6	2762.5	3017.5	3098.6	3010.7	2851.7	2778.7	2774.6
60°	1657.9	1672.8	1847.3	2153.0	2571.7	3001.9	3211.6	3195.4	3075.0	3003.9	3001.2
62.5°	1169.5	1174.9	1356.9	1693.7	2198.3	2836.9	3266.4	3375.3	3306.3	3234.6	3238.7
65°	687.2	694.7	827.9	1131.0	1667.4	2457.4	3171.7	3500.4	3491.6	3426.0	3432.8
67.5°	363.2	363.2	430.2	618.2	1048.4	1839.8	2794.9	3431.4	3546.4	3488.9	3492.3
70°	250.9	250.3	262.4	310.5	506.6	1140.4	2090.8	3070.2	3434.8	3413.2	3422.0
72.5°	212.4	211.0	211.7	218.5	257.7	515.4	1269.6	2364.7	3062.1	3095.3	3102.7
75°	186.0	184.0	182.6	181.3	184.7	234.0	579.0	1459.0	2270.0	2478.4	2474.3
77.5°	160.3	159.0	157.6	152.9	147.5	153.5	236.7	656.1	1167.5	1377.8	1363.0
80°	131.9	131.9	133.9	127.2	117.0	113.0	141.4	244.9	387.6	404.5	372.0
82.5°	103.5	103.5	113.6	104.2	92.0	81.8	98.1	130.5	157.6	127.8	104.2
85°	73.1	73.7	94.7	86.6	71.0	47.3	60.9	77.8	88.6	56.1	44.0
87.5°	29.8	31.8	58.8	46.7	44.6	23.7	28.4	34.5	44.0	23.7	18.9
90°	0.0	0.0	0.0	0.0	0.0	0.0	0.0	0.0	0.0	0.0	0.0

(END OF REPORT)